









## SPRINT ADAPTER COMPATIBILITY CHART

	To fit this dropout style	You will need this	Plus this	Notes
<b>Front Fork</b>	9mm Quick Release (9x100mm)	<a href="#">15x100mm adapter (17531)</a> 	<a href="#">9mm QR with Tube (16704)</a> 	This is a common size for bikes with rim brakes
	12x100mm Thru Axle	<a href="#">12x100mm adapter (16987)</a> 		This is a common size for road and gravel bikes with disc brakes
	15x100mm Thru Axle	<a href="#">15x100mm adapter (17531)</a> 		This is a less common size, for pre-2015 mountain bikes with disc brakes
	15x110 BOOST Thru Axle	<a href="#">15x110mm Adapter (17221)</a> 		This is the most common, modern mountain bike front and rear dropout size. These two adapter pieces are sold together as one part number 17221.
	20x100mm Thru Axle	<a href="#">20x110mm Adapter (16687)</a> 		This is a less common MTB front suspension fork size

	To fit this dropout style	You will need this	Plus this	Notes
<b>Rear Dropout</b>	9mm Quick Release (9x135mm)	<a href="#">15x100mm adapter (17531)</a> 	<a href="#">9mm QR with Tube (16704)</a> 	This is a common size for bikes with rim brakes
	12x142mm Thru Axle	<a href="#">15x100mm adapter (17531)</a> 	<a href="#">12x142mm sleeve (17724)</a> 	This is a common size for road and gravel bikes with disc brakes also found on pre-2015 mountain bikes with disc brakes
	12x148mm BOOST Thru Axle	<a href="#">15x110mm Adapter (17221)</a> 	<a href="#">12x148 sleeve (17221)</a> 	This is the most common, modern mountain bike front and rear dropout size. These two adapter pieces are sold together as one part number 17221.