






CHAIN TOOL REPLACEMENT PIN CHART

TOOL NAME	PART NUMBER	COMPATIBLE REPLACEMENT PIN	IMAGE OF STOCK PIN
Chain Tool	17145	17282	
Chain Tool 2.0	17602	17601	
Chain Tool 3.0	17707	17282	

- The replacement pin for Chain Tool (part number 17145) is part number 17282. Note the original pin has 8mm wrench flats for installation. The replacement pin 17282 with 6mm wrench flats is compatible.
- The replacement pin for Chain Tool 2.0 (part number 17602) is **only** compatible with Chain Tool 2.0. The part number for this replacement pin is 17601. Note the 5mm wrench flats, longer threaded insertion post, and smaller thread pitch.
- The replacement pin for Chain Tool 3.0 (part number 17707) is part number 17282. Note the 6mm wrench flats for installation.